



H8600VB ---
T8600VB ---



H8600VB ---
T8600VB ---



H8630FB ---
T8630FB ---



H8650VB ---
T8650VB ---



H8660VB ---
T8660VB ---



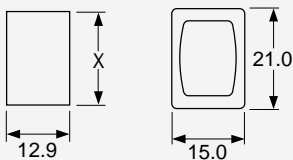
H8653VB ---
T8653VB ---

BODY

Panel cut-outs Flange

Cut-outs must be punched in the direction of insertion

B Single pole

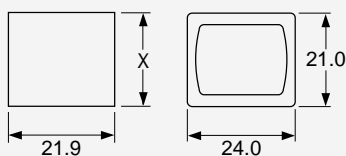


Single Pole dimensions for snap-in fixing

Panel thickness	Dimension X
0.75-1.24	19.1/19.2
1.25-1.99	19.3/19.4
2.00-3.00	19.7/19.8

B (Double Pole) with terminal barrier

BC (Double Pole) w/o terminal barrier



Double Pole dimensions for snap-in fixing

Panel thickness	Dimension X
0.75-1.24	19.1/19.2
1.25-1.99	19.3/19.4
2.00-3.00	19.7/19.8

OPTIONS

Finish

Matt finish only

Colour

Call factory for custom colours
A full range is available for large orders

Legend printing

Select from the examples or call the factory for custom legends

Lamp voltage

Call factory for details of other available voltages

Blanking plate A8634FB

Dummy unit to fill unused panel holes
Single pole size only

Protective covers

L167 for SP

L180 for DP

(designed to IP65)

Snap on to bodies with V rocker or F lens but reduce panel thickness by 0.8mm.

Not for use with momentary types

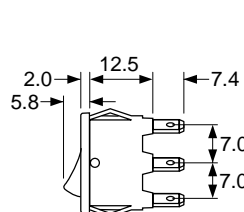


Single Pole options

Most switches shown can have single pole switching in double pole bodies

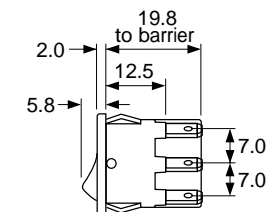
DIMENSIONS (mm)

Single pole



Terminals shown are "H" 4.8 push on type

Double pole



Terminal spacing 10.2 between pole centres

For 8620 and 8670 see page 14

Examples of printing



CL076



CL080



CL141



CL142



CL059



CL058