
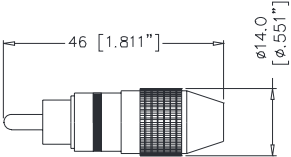

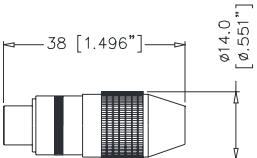


RCA G23 Series Jack Connectors Continued

Part Number:	Description	Front View	Side View	PCB Layout	Schematic
G23 06 YWR	6 Gang Jack 2 Rows of 3 Right Angle Left = Yellow Centre = White Right = Red				
G23 01 089	6 Gang Jack 3 Row of 2 Right Angle Top = Yellow Centre = White Bottom = Red				
G23 01 050	8 Gang Jack 2 Rows of 4 Right Angle Left = Yellow Centre Left = Red Centre Right = White Right = Black				
G23 09 301	9 Gang Jack 3 Rows of 3 Right Angle				

RCA AC Series In-Line Connectors

Part Number	Type	Description	Representation	Schematic
AC-RCAMR-AU	Red	RCA Male plug, Gold finish Max cable O.D 6mm (0.236")		
AC-RCAMB-AU	Black	RCA Male plug, Gold finish Max cable O.D 6mm (0.236")		
AC-RCAFR-AU	Red	RCA Female plug, Gold finish Max cable O.D 6mm (0.236")		
AC-RCAFB-AU	Black	RCA Female plug, Gold finish Max cable O.D 6mm (0.236")		