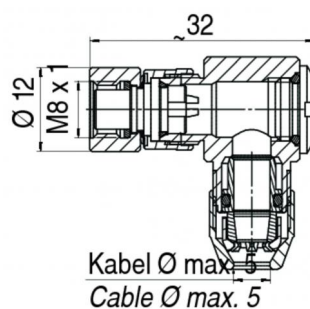


Product **Contacts: 3, Female angled connector, shieldable, solder**
Area **M8 Series 768**
Article number **99 3364 00 03**

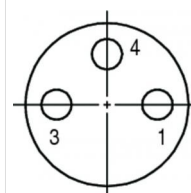
Illustration



Scale drawing



Contact Arrangement



	X	Y
1	1,75	0,00
2	-	-
3	-1,75	0,00
4	0,00	1,75

You can find the item description and assembly instruction on the next page.

Technical data

General features

Connector Design female angled connector
Connector locking system bolted
Termination solder
Wire gauge (mm) 0,25 mm²
Wire gauge (AWG) 24
Cable outlet 3,5 – 5 mm
Upper temperature 85 °C
Lower temperature -40 °C

Cable data

Approval 1 UL listed

Electrical parameters

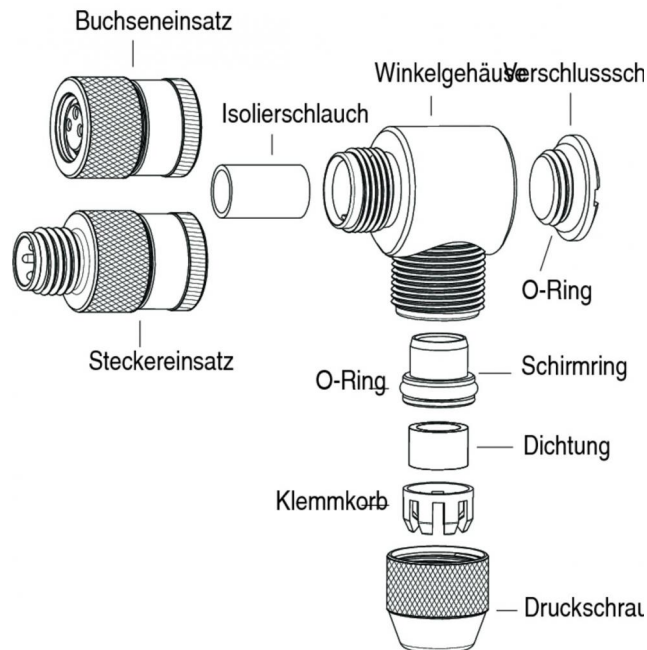
Rated voltage 60 V
Rated impulse voltage 800 V
Pollution degree 3
Overvoltage category II
Material group III
Rated current (40°C) 4 A
Volume resistivity ≤ 3 mΩ
EMV compliance shielded
Degree of protection IP67

Material

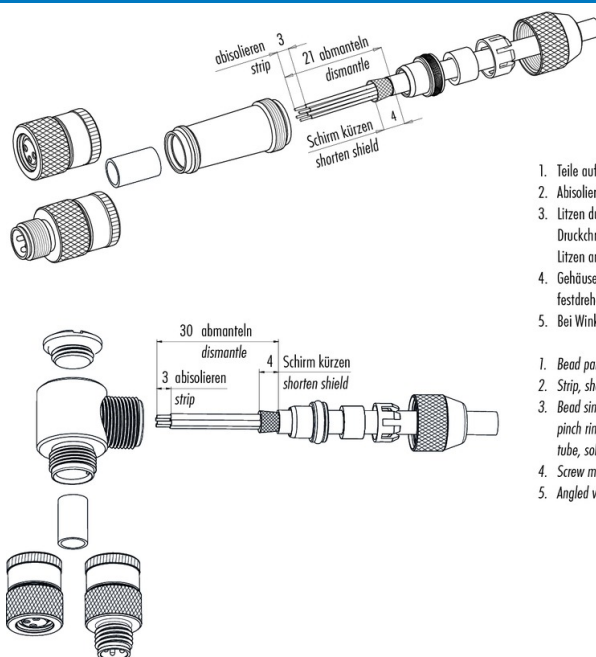
Material of contact CuSn (Bronze)
Contact plating Au (gold)
Material of contact body PA (UL 94 HB)

Product **Contacts: 3, Female angled connector, shieldable, solder**
Area **M8 Series 768**
Article number **99 3364 00 03**

Item description



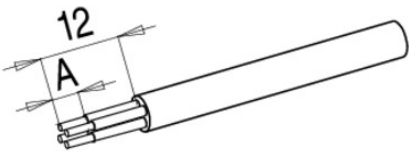
Installation instructions / Mounting cutout



1. Teile auffädeln.
 2. Abisolieren, Schirm kürzen, aufweiten und um Schirming legen.
 3. Litzen durch Gehäuse fädeln, Schirming, Dichttring, Klemmkorb montieren. Druckschraube andrehen, um das Kabel zu fixieren. Isolierschlauch auffädeln, Litzen anlöten und Isolierschlauch montieren.
 4. Gehäuse mit Stecker- bzw. Buchseneinsatz verschrauben und Druckschraube festdrehen.
 5. Bei Winkelversion Verschlusschraube anziehen.
-
1. Bead parts on cable.
 2. Strip, shorten, widen shield and lay around shielding ring.
 3. Bead single wires through housing, mount shieldingring, sealing ring and pinch ring. Slightly tighten pressing screw to fix the cable. Bead insulating tube, solder single wires and mount insulating tube.
 4. Screw male or female contact carrier to housing and tighten pressing screw.
 5. Angled version: tighten locking screw.

Product	Contacts: 3, Female angled connector, shieldable, solder
Area	M8 Series 768
Article number	99 3364 00 03

Installation instructions / Mounting cutout



	Schraubklemmversion <i>screw connection</i>	Lötversion <i>solder version</i>
Maß A/mm <i>measure A/mm</i>	4	3