

# XCELL ER14250

## 3.6V 1200mAh



### Electrical characteristics

(Typical values relative to cells stored for one year at +30 °C max)

<p>⊙ <b>Nominal capacity</b> Discharged capacity at 1mA, +25 °C, 2.0V cut off</p>	<b>1200mAh</b>
<p>⊙ <b>Nominal voltage</b></p>	<b>3.6V</b>
<p>⊙ <b>Max. recommended continuous current</b> Discharged to 2.0V at +25 °C permitting 50% of the nominal capacity to be achieved</p>	<b>20mA</b>
<p>⊙ <b>Max. Pulse capability</b> 50mA, 0.1 second pulses every 2 minutes, drained with 50%, at 25 °C from undischarged cells with 20uA based current, yield voltage readings above 2.7V, the value may vary according to the pulse characteristics, the temperature and the cell's previous history.</p>	<b>50mA</b>
<p>⊙ <b>Operating temperature rang</b></p>	<b>-55 °C ~ +85 °C</b>

### STORAGE:


Stored in clean, dry and cool circumstances (the temperature should be 20 degrees or lower, less than 30 degrees)

### WARNING:

Don't charge, crush, disassemble, expose contents to water, heat above 100 °C or may lead to explosion, burn or poison goods leakage. Discarded battery should be buried deeply to the ground.

### Key features

- High and stable operating voltage
- Long shelf life
  - Annual self-discharge rate lower than 1% at +25 °C
- Long operating life
- High energy density (700wh/kg)
- Wide operating temperature rang
- Stainless steel can and cover
- Hermetic glass-to-metal sealing
- Non-flammable electrolyte
- Compliant with IEC 86-4 safety standard
- Non-restricted for transport

 UL Component Recognition  
File Number MH46165

### Main applications

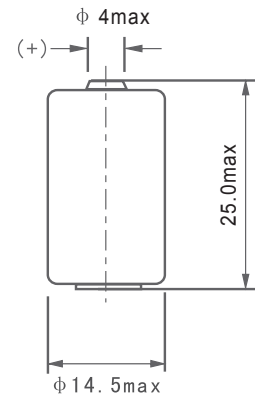
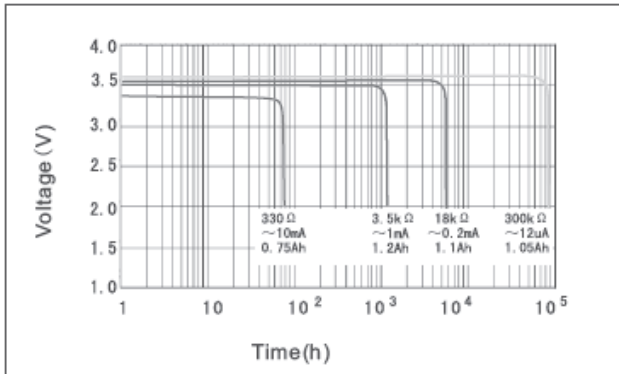
- Public instrument
- Alarms or security equipment
- Memory backup
- GPS tracking
- Car electronics
- Professional electronic equipment
- Real time clock

.....

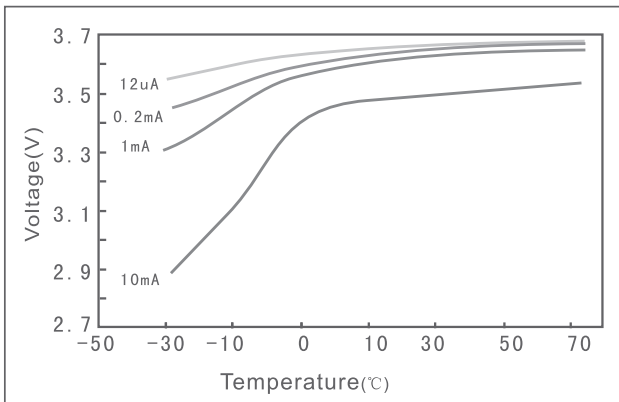
# XCELL ER14250

## 3.6V 1200mAh

Discharge characteristics at 25°C



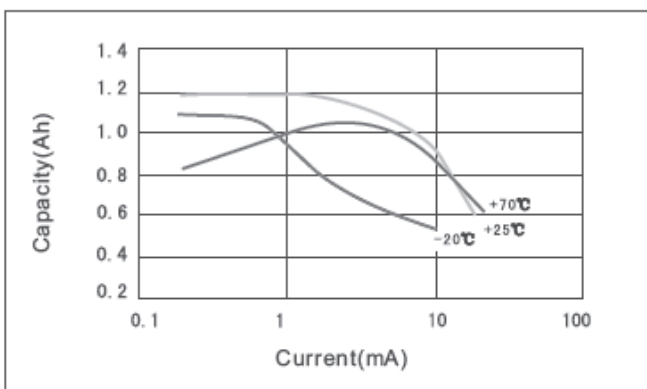
Voltage vs Temperature curve



Dimensions in mm  
Weight: 10g

Available Terminations	
-/P*	Axial pin
-/T /PT2*	Radial Pin
-/PT /TP*	Polarized Tab
(*) : Reference to Standard Terminals for Single Cells	

Capacity vs Current curve (cut off with 2.0V)



Discharge characteristics after storage

