

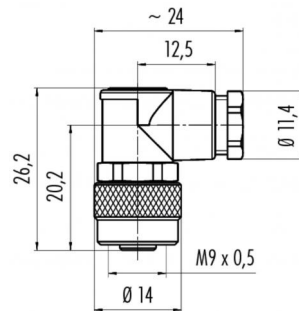
Product description **M9 IP67 female angled connector, Contacts: 5, 3.5 - 5.0 mm, shielding is not possible, solder, IP67**

Area **M9 IP67 series 712**
Order number **99 0414 70 05**

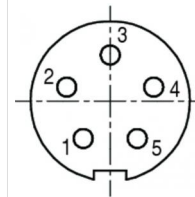
Illustration



Scale drawing



Contact arrangement



	X	Y
1	-1,00	-1,37
2	-1,61	0,52
3	0,00	1,70
4	1,61	0,52
5	1,00	-1,37

You can find the component part drawing on the next page.

Technical data

General values

Connector design	female angled connector
Connector locking system	screw
Termination	solder
Wire gauge (mm)	0.25 mm ²
Wire gauge (AWG)	24
Cable outlet	3.5 - 5.0 mm
Upper limit temperature	85 °C
Lower limit temperature	- 40 °C
Customs tariff number	85369010
Packaging Unit	100

Electrical values

Rated current (40 °C)	3 A
Rated voltage	125 V
Rated impulse voltage	1500 V
Pollution degree	1
Overvoltage category	II
Insulating material group	III
Insulation resistance	≥ 10 ¹⁰ Ω
EMC compliance	shielding is not possible
Degree of protection	IP67
Mechanical operation	> 500 Mating cycles

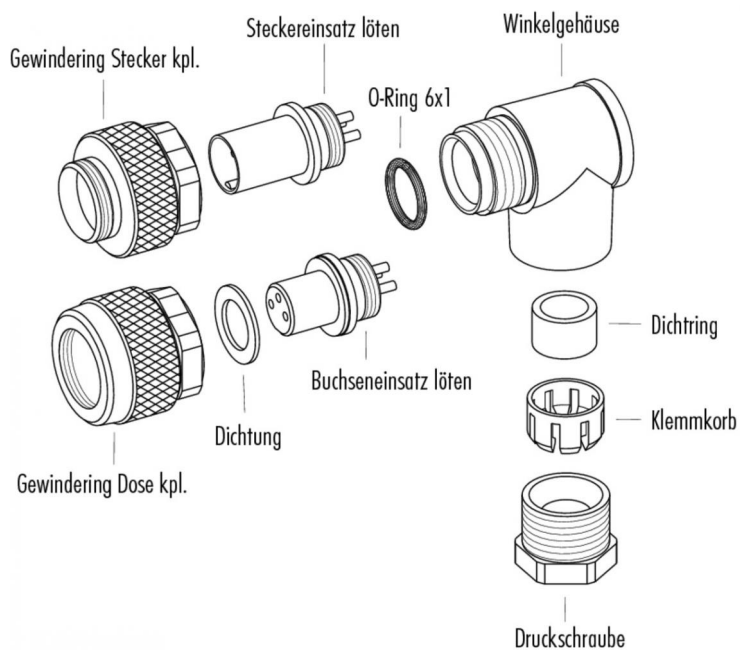
Material

Contact material	CuSn (bronze)
Contact plating	Au (gold)
Contact body material	PA (UL94 V-0)
Housing material	PA/CuZn (Nickel-plated brass)

Product description **M9 IP67 female angled connector, Contacts: 5, 3.5 - 5.0 mm, shielding is not possible, solder, IP67**

Area **M9 IP67 series 712**
 Order number **99 0414 70 05**

Component part drawing



Product description	M9 IP67 female angled connector, Contacts: 5, 3.5 - 5.0 mm, shielding is not possible, solder, IP67
Area	M9 IP67 series 712
Order number	99 0414 70 05

Security notices

The connector must not be connected or separated under load. Non-observance and incorrect use can result in personal injury.

The connectors are designed for use in plant, control system and electrical equipment. The end user is responsible for checking whether the connectors are suitable for use in other applications.

Connectors used in electrical circuits containing hazardous life parts must only be assembled and used by or under the supervision of persons with the requisite electrotechnical training, taking the applicable regulations and standards into account.

Connectors with degree of protection IP 67 and IP 68 are not suitable for use under water. When used outdoors, the connectors must be separately protected against corrosion. For further information about IP degrees of protection refer to 'Technical support' in the Download Centre.

To lock the cable connector to the equipment connector, the threaded ring is tightened until it is 'finger-tight' (approx. 50 cNm).