


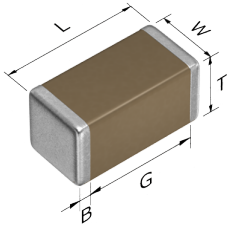


C1005JB1A335K050BC



TDK item description C1005JB1A335KT****

Applications	 Commercial Grade
Feature	 General (Up to 75V)
Series	C1005 [EIA 0402]
Status	 Production



Size	
Length(L)	1.00mm ±0.10mm
Width(W)	0.50mm ±0.10mm
Thickness(T)	0.50mm ±0.10mm
Terminal Width(B)	0.10mm Min.
Terminal Spacing(G)	0.30mm Min.
Recommended Land Pattern (PA)	0.30mm to 0.50mm
Recommended Land Pattern (PB)	0.35mm to 0.45mm
Recommended Land Pattern (PC)	0.40mm to 0.60mm

Electrical Characteristics	
Capacitance	3.3μF ±10%
Rated Voltage	10VDC
Temperature Characteristic	JB(±10%)
Dissipation Factor (Max.)	10%
Insulation Resistance (Min.)	30MΩ

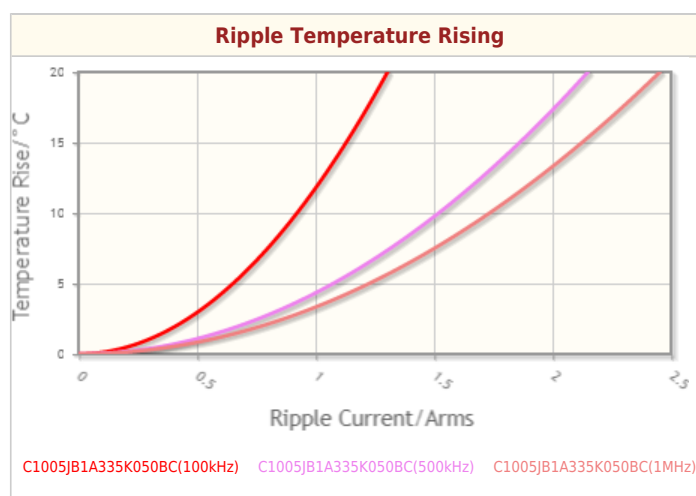
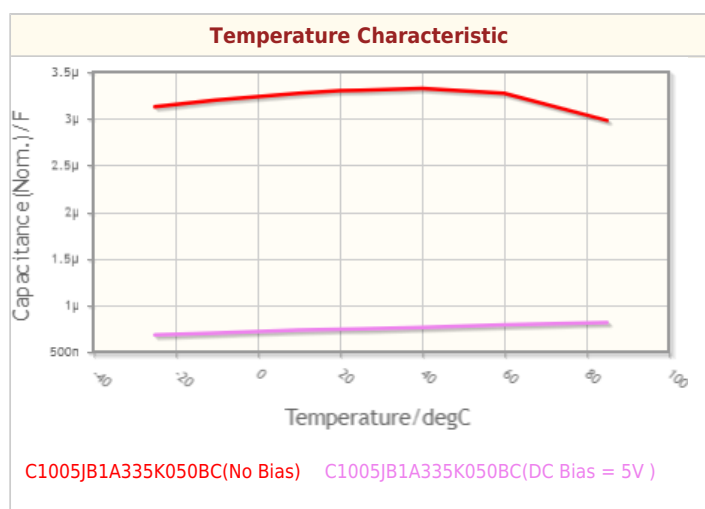
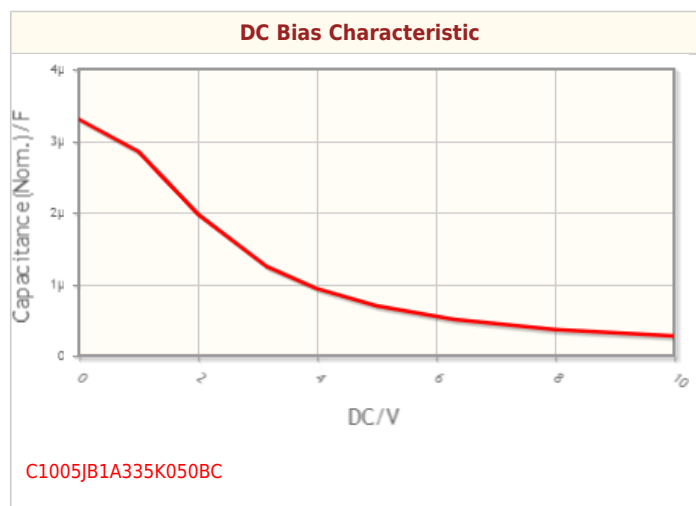
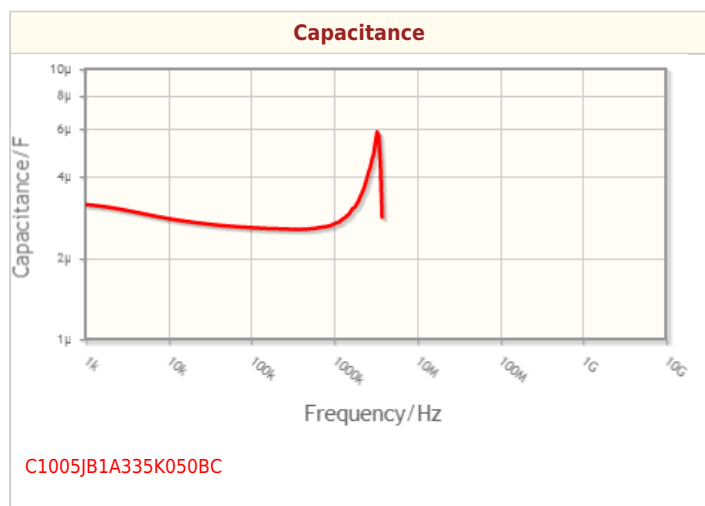
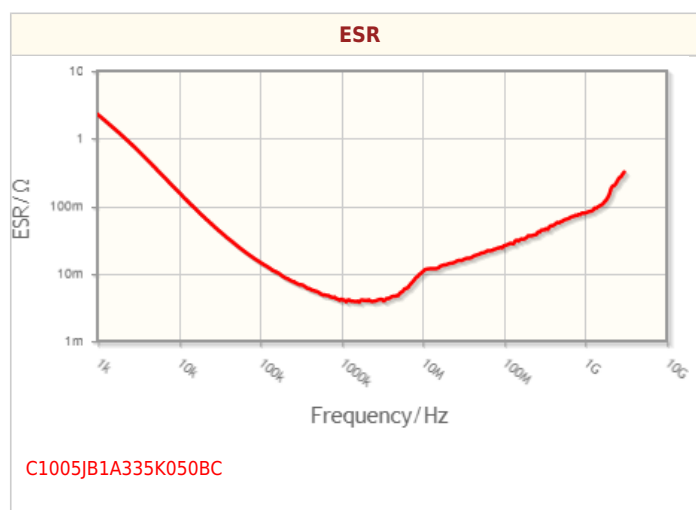
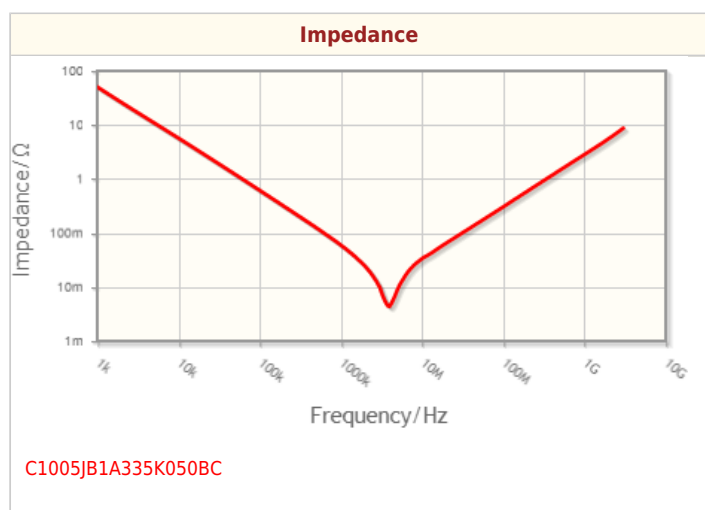
Other	
Soldering Method	Reflow
AEC-Q200	No
Packing	Punched (Paper)Taping [180mm Reel]
Package Quantity	10000pcs

! Images are for reference only and show exemplary products.
! This PDF document was created based on the data listed on the TDK Corporation website.
! All specifications are subject to change without notice.

C1005JB1A335K050BC

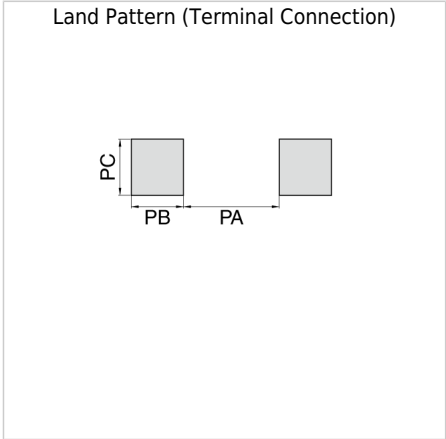


Characteristic Graphs(This is reference data, and does not guarantee the products characteristics.)





Associated Images



! Images are for reference only and show exemplary products.
! This PDF document was created based on the data listed on the TDK Corporation website.
! All specifications are subject to change without notice.