

Product data sheet

Miniature connectors

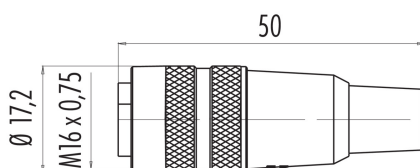


Product description	M16 IP40 female cable connector, Contacts: 19, 6.0 - 8.0 mm, unshielded, solder, IP40
Area	M16 IP40 series 680
Part no.	09 0344 02 19

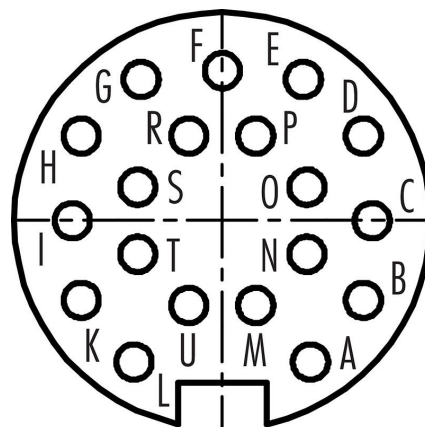
Illustration



Scale drawing



Contact arrangement (Plug-in side)



You can find the assembly instructions on the next page.

Technical data

General features

Part no.	09 0344 02 19
Connector design	female cable connector
Version	connector female straight
Connector locking system	screw
Termination	solder
Degree of protection	IP40
Cross-sectional area	0.25 mm ² / AWG 24
Cable outlet	6.0 - 8.0 mm
Temperature range from/to	-40 °C / 85 °C
Mechanical operation	> 1000 Mating cycles
Weight (g)	18.83
Customs tariff number	85369010

Electrical parameters

Rated voltage	60 V
Rated impulse voltage	500 V
Rated current (40 °C)	3 A
Insulation resistance	≥ 10 ¹⁰ Ω
Pollution degree	1
Overvoltage category	I
Insulating material group	III

Product data sheet

Miniature connectors



Product description	M16 IP40 female cable connector, Contacts: 19, 6.0 - 8.0 mm, unshielded, solder, IP40
Area	M16 IP40 series 680
Part no.	09 0344 02 19

EMC compliance unshielded

Material

Housing material	PA
Contact body material	PBT (UL94 V-0)
Contact material	CuSn (bronze)
Contact plating	Au (gold)
REACH SVHC	CAS 7439-92-1 (Lead)
SCIP number	SCIP-number not available

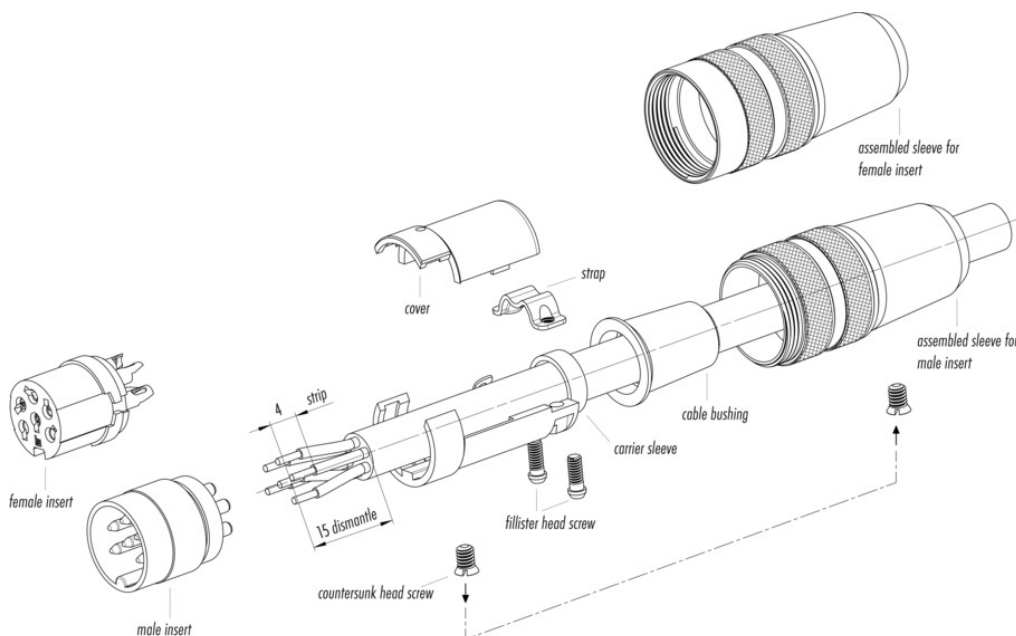
Classifications

eCl@ss 11.1	27-44-01-09
ETIM 7.0	EC003569

Declarations of conformity

Low Voltage Directive	2014/35/EU (EN 60204-1:2018;EN 60529:1991)
-----------------------	--

Assembly instructions



1. Thread carrier sleeve, cable bushing and sleeve onto the cable.
2. Dismantle and strip cable.
3. Solder on single wires.
4. If necessary, twist the shield and solder it to the solder eye ring.
5. Put cover onto carrier sleeve and fix strap with fillister head screws.
6. Push the assembled part with male/female insert into the sleeve and fasten it with countersunk head screw.

Product data sheet

Miniature connectors



Product description	M16 IP40 female cable connector, Contacts: 19, 6.0 - 8.0 mm, unshielded, solder, IP40
Area	M16 IP40 series 680
Part no.	09 0344 02 19

Security notices

The connectors have been developed for applications in plant engineering, control and electrical equipment construction. The user is responsible for checking whether the connectors can also be used in other areas of application.

To lock the cable connector with the device connector, the threaded ring is tightened "hand-tight" (approx. 50 cNm).